



# TERRAFORCE®

The original, reversible, hollow core retaining block



L12 STANDARD

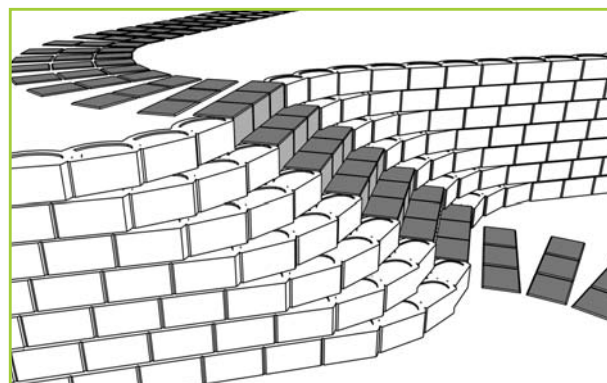


L12 ROCKFACE

For variations check with your local supplier.

L12

Block	L12
Blocks/m <sup>2</sup> (Measured vertically)	12
Block mass/kg (Average)	24
Block infill volume/m <sup>3</sup>	0.011
Block wall thickness mm	45/50
<b>Ave. constr. mass kg per m<sup>2</sup> of wall. Single Skin</b>	
When filled with topsoil of 1500kg/m <sup>3</sup>	486
When filled with gravel of 1900kg/m <sup>3</sup>	538
When filled with concrete of 2400 kg/m <sup>3</sup>	604

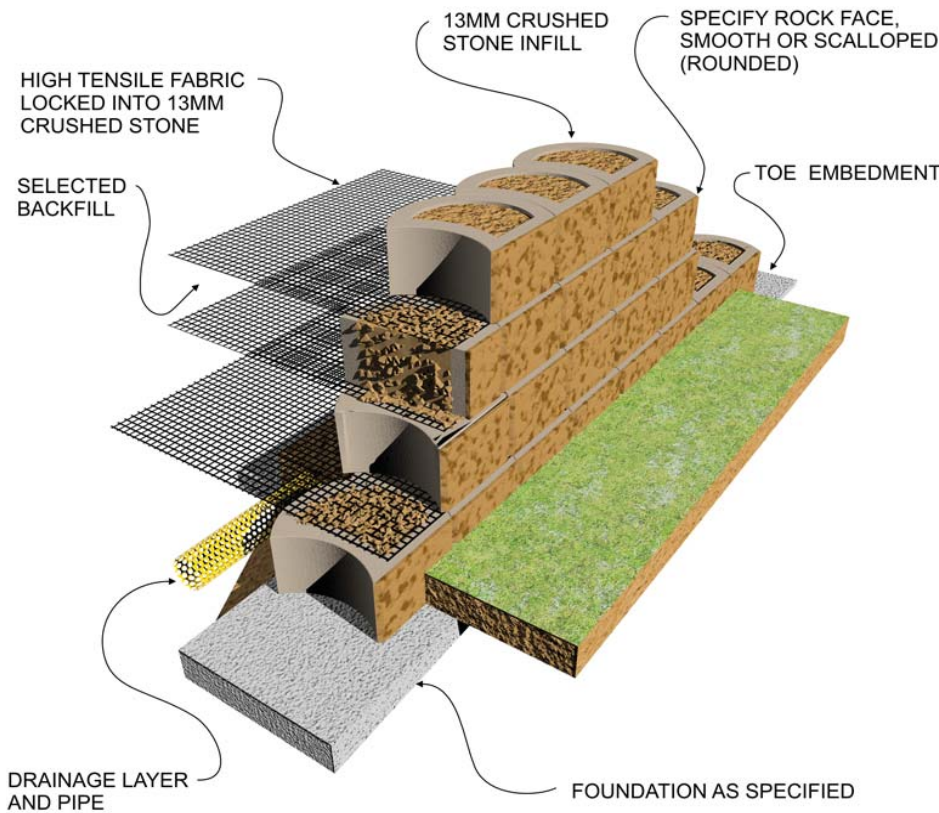


# TERRAFORCE®

The original, reversible, hollow core retaining block

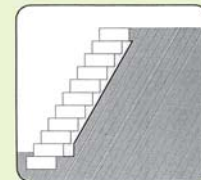


## Composite Retaining Wall (Earth Reinforcement with Geogrid)




TERRAFORCE blocks have been substantially tested and analysed under field and laboratory conditions and are manufactured under licence by reputable manufacturers on five continents.

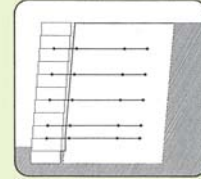
The blocks can be used as part of either a gravity system or as the fascia of a geosynthetic reinforced segmental retaining wall structure or as a fascia for a cement stabilized backfill.



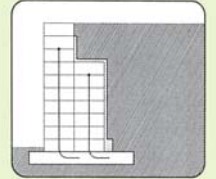
LIGHT GRAVITY WALL



MASS GRAVITY WALL

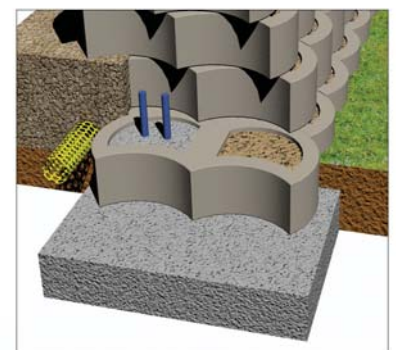
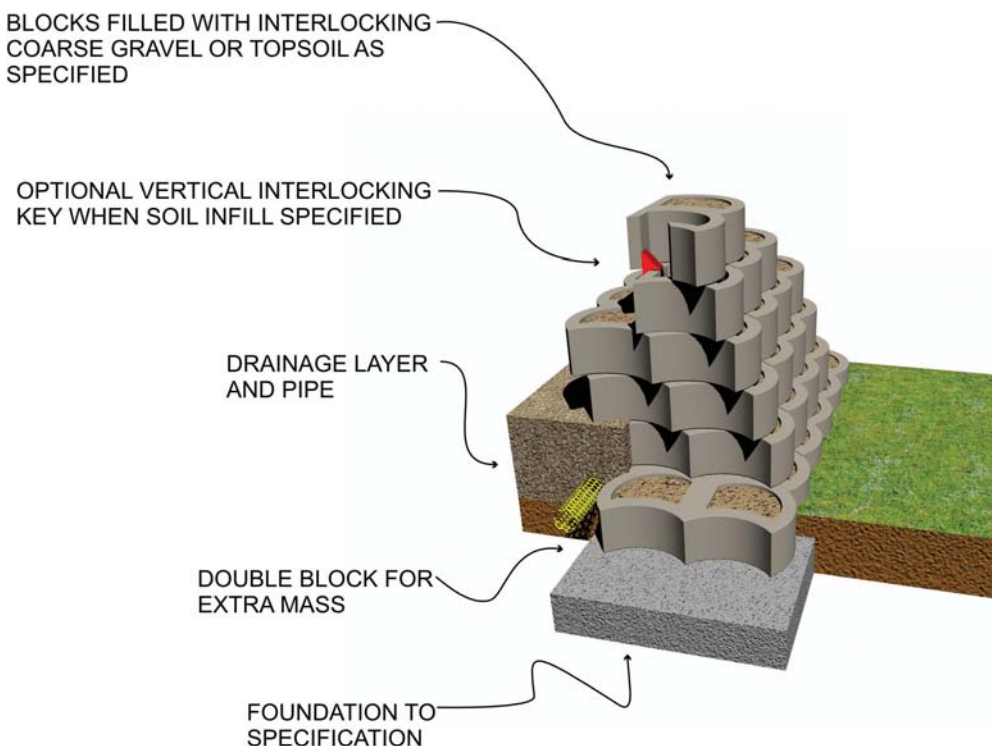


COMPOSITE STRUCTURE



VERTICAL R.C. FILLED WALL

## Mass Gravity Retaining Wall



OPTIONAL R.C INFILL

# TERRAFORCE®

The original, reversible, hollow core retaining block



MEANDERING TERRACES FOR NOISE BARRIER



WALLS AND STEPS, SPLIT FACE FINISH



DECORATIVE ROCK FACE GARDEN WALL AND ACCESS STAIRS



CREATE UNLIMITED CURVES WITH TERRAFORCE BLOCKS



ROUND FACE BLOCK GARDEN TERRACES



A TERRAFORCE WALL WITH PLANT COVER IN FULL BLOOM